

January 10, 2024

From

Meenakshi Sushma,
No.103, First Floor,
Eldams Road, Teynampet, Chennai - 600018

To

The Public Information Officer / Block Medical Officer,
Govt. Primary Health Centre, Vanapuram,
Tiruvannamalai - 606 753.

Sir/Madam,

Sub: - Application seeking Information under RTI Act, 2005

It is requested to provide the following information under the RTI Act, 2005.

The information sought pertains to the following Primary Health Centres (PHCs) in Thandarampattu Block:

1. Malamanjanur Additional PHC
2. Sathanur Dam Additional PHC
3. Vanapuram Block PHC
4. Perungulathur Additional PHC
5. Reddiarpalayam Additional PHC
6. Se.Gudalore UG PHC

S No	INFORMATION	MALAMANJANUR	SATHANUR DAM	VANAPURAM	PERUNGULATHUR	REDDIARPALAYAM	SE.GUDALORE
1	Number of patients treated in the last two years?						
2	Number of hypertensive patients treated in the last two years?						
3	What has been the average waiting time for hypertension patients and their retention rate?						
4	What is the strength of doctors?						
5	What is the strength of nurses?						
6	What is the budget allocated for hypertension treatment in the last two years?						

7	What is the count of new patients diagnosed with hypertension per day, on an average, over the past two years?						
8	How many hypertension patients have received follow-up care in the last two years?						
9	How is hypertension medication distributed and is it consistently available?						
10	How many patients with hypertension have had access to specialist care, such as cardiologists and nephrologists, at these health centres in the past two years?						
11	How many patients with hypertension were referred to higher level health facilities from these centres in the past two years, for further management, and reason for such referral?						
12	<p>A. Are there patient support groups for NCDs, particularly for hypertension?</p> <p>B. When was the patient support group established?</p> <p>C. What are its activities?</p> <p>D. How many members does it have?</p>						
13	<p>A. Is screening done by the centre?</p> <p>B. When was the last 'Screening program for Hypertension and Diabetes' conducted?</p> <p>C. How frequently has it been done in the past two years?</p>						
14	What is the hypertension patient's participation rate for such programs initiated by the PHCs?						

Please find enclosed charges for Rs.10/-, as the prescribed fee, towards the information request. I also agree to bear additional costs, if any, as specified under the Right to Information Act for this information request.

Thank you and Regards,

Meenakshi Sushma

பொது சுகாதாரம் ஸ்ரீரம் நோய்த் தடுப்பு மருத்துவத்துறை

பிள்ளைகள்

மரு. அ. சௌந்திரன்,
MBBS,

வல்லா மருத்துவ அமைதி
வல்லா ஆரம்ப சுகாதார நிலையம்
வாணாயுரம் - 606 707

வயதான

திருமதி. முனையா சாந்தா,
103, முதல் மாடு,
செட்டிமங்கலம் சாலை,
தேனாம்பேட்டை,
சென்னை. 600 018.

13-6-2024/24/2024, 13-6-2024

அமைதி,

பொருள்: பொது சுகாதாரம் - உட்புற உட்கட்டி சுகாதார
நிலையம், வாணாயுரம் - திருவள்ளூர் மாவட்டம் -
தருவாசு உரிமை சட்டம் - 2005-க்கு கீழ் இவ்
சுகாதாரம் கோரிய தகவல்.

பார்வை: திருமதி. முனையா சாந்தா, தேனாம்பேட்டை
செட்டிமங்கலம் RTI-2005-க்கு கீழ் தகவல்
கோரும் 13-6-2024


பார்வை 1-ல் காணும் கருத்துக்கள், சென்னை,
தேனாம்பேட்டை, செட்டிமங்கலம் சாலை, 103 முதல் மாடு சென்னை
தருவாசு உரிமை சட்டம் திருமதி. முனையா சாந்தா சென்னை
வாணாயுரம் உட்புற உட்கட்டி சுகாதார நிலையத்தின்
குறித்தான இவ் தகவல்களை RTI-2005-க்கு கீழ் கோரி
உள்ளதற்கிடையில், தேனாம்பேட்டை உரிமைகளை கருத்து
கருத்துக்கள் பற்றி.

குறிப்பு: 6-6-24, நிலையத்தினால்
அறிக்கை

வல்லா மருத்துவ அமைதி
வல்லா ஆரம்ப சுகாதார நிலையம்
வாணாயுரம் - 606 707

2024

Nakshi Sushma,
103, First Floor,
Eldams Road, Teynampet, Chennai - 600018



To
The Public Information Officer / Block Medical Officer
Govt. Primary Health Centre, Vanapuram,
Tiruvannamalai - 606 753.

Sir/Madam,

Sub: - Application seeking Information under RTI Act, 2005

It is requested to provide the following information under the RTI Act, 2005.

The information sought pertains to the following Primary Health Centres (PHCs) in Thandarampattu Block:

1. Malamanjanur Additional PHC
2. Sathanur Dam Additional PHC
3. Vanapuram Block PHC
4. Perungulathur Additional PHC
5. Reddiarpalayam Additional PHC
6. Se.Gudalore UG PHC

S No	INFORMATION	MALAMANJANUR	SATHANUR DAM	VANAPURAM	PERUNGULATHUR	REDDIARPALAYAM	SE.GUDALORE
1	Number of patients treated in the last two years?			182,060			
2	Number of hypertensive patients treated in the last two years?			2097			
3	What has been the average waiting time for hypertension patients and their retention rate?			10 mins			
4	What is the strength of doctors?			Bmo-1 mo-1			
5	What is the strength of nurses?			Ncp-1 Pch-3 Anm-1			
6	What is the budget allocated for hypertension treatment in the last two years?			-			-

	the count of new patients diagnosed with hypertension per day, on an average, over the past two years?			3 per day		
8	How many hypertension patients have received follow-up care in the last two years?			2097		
9	How is hypertension medication distributed and is it consistently available?			AS per MTH norms - drugs available		
10	How many patients with hypertension have had access to specialist care, such as cardiologists and nephrologists, at these health centres in the past two years?			AS per MTH norms NII drugs available		
11	How many patients with hypertension were referred to higher level health facilities from these centres in the past two years, for further management, and reason for such referral?			24 uncontrolled HT / DM		
12	A. Are there patient support groups for NCDs, particularly for hypertension? B. When was the patient support group established? C. What are its activities? D. How many members does it have?			A) Yes B) weekly Saturday C) Health education d) 25 members per group		
13	A. Is screening done by the centre? B. When was the last 'Screening program for Hypertension and Diabetes' conducted? C. How frequently has it been done in the past two years?			A) Yes B) Daily C) Day by day		
14	What is the hypertension patient's participation rate for such programs initiated by the PHCs?			25-40 per day		


 மருத்துவ அலுவலர்
 அரசு ஆரம், சுகாதார நிலையம்
 வாணாபுரம் - 606 753

10. 2024

From
Meenakshi Sushma,
No 103, First Floor,
Eldams Road, Teynampet, Chennai - 600018



To
The Public Information Officer / Block Medical Officer
Govt. Primary Health Centre, Vanapuram,
Tiruvannamalai - 606 753.

Sir/Madam,

Sub: - Application seeking Information under RTI Act, 2005

It is requested to provide the following information under the RTI Act, 2005.

The information sought pertains to the following Primary Health Centres (PHCs) in Thandarampattu Block:


1. Malamanjanur Additional PHC
2. Sathanur Dam Additional PHC
3. Vanapuram Block PHC
4. Perungulathur Additional PHC
5. Reddiarpalayam Additional PHC
6. Se.Gudalore UG PHC

S No	INFORMATION	MALAMANJANUR	SATHANUR DAM	VANAPURAM	PERUNGULATHUR	REDDIARPALAYAM	SE.GUDALORE
1	Number of patients treated in the last two years?	145000					
2	Number of hypertensive patients treated in the last two years?	1,503					
3	What has been the average waiting time for hypertension patients and their retention rate?	10 mts					
4	What is the strength of doctors?	1					
5	What is the strength of nurses?	RN-3 NCD-1					
6	What is the budget allocated for hypertension treatment in the last two years?	-					

	What is the count of new patients diagnosed with hypertension per day, on an average, over the past two years?	4					
9	How many hypertension patients have received follow-up care in the last two years?	2379					
10	How is hypertension medicines distributed and is it consistently available?	Through LHV & PHC					
10	How many patients with hypertension have had access to specialist care, such as cardiologists and neurologists, at these health centres in the past two years?	26					
11	How many patients with hypertension were referred to higher level health facilities from these centres in the past two years, for further management, and reason for such referral?	72.					
12	A. Are there patient support groups for NCDs, particularly for hypertension? B. When was the patient support group established? C. What are its activities? D. How many members does it have?	Yes Health mela. NCD screening & diagnosis & treatment & followup. 14 members					
13	A. Is screening done by the centre? B. When was the last 'Screening program for Hypertension and Diabetes' conducted? C. How frequently has it been done in the past two years?	Yes. 13/01/2024 Daily					
14	What is the hypertension patient's participation rate for such programs initiated by the PHCs?	100%.					


 19/01/2024
 மருத்துவ அலுவலர்,
 அரசு ஆரம்ப சுகாதார நிலையம்,
 மலைஞ்சேனார் - 606 708
 கண்டராம்பட்டு தாலுக்கா

Shakshi Sushma,
No 103, First Floor,
Edams Road, Teynampet, Chennai - 600018



To
The Public Information Officer / Block Medical Officer,
Govt. Primary Health Centre, Vanapuram,
Tiruvannamalai - 606 753.

Sir/Madam,

Sub: - Application seeking Information under RTI Act, 2005

It is requested to provide the following information under the RTI Act, 2005.

The information sought pertains to the following Primary Health Centres (PHCs) in Thandarampattu Block:


1. Malamanjanur Additional PHC
2. Sathanur Dam Additional PHC
3. Vanapuram Block PHC
4. Perungulathur Additional PHC
5. Reddiarpalayam Additional PHC
6. Se.Gudalore UG PHC

S No	INFORMATION	MALAMANJANUR	SATHANUR DAM	VANAPURAM	PERUNGULATHUR	REDDIARPALAYAM	SE.GUDALORE
1	Number of patients treated in the last two years?					143070	
2	Number of hypertensive patients treated in the last two years?					2036	
3	What has been the average waiting time for hypertension patients and their retention rate?					10 min	
4	What is the strength of doctors?					mo-2	
5	What is the strength of nurses?					NCD-1 RCH-1 Amm-1	
6	What is the budget allocated for hypertension treatment in the last two years?						

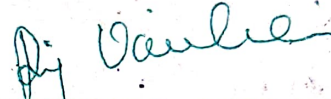
	the count of new patients diagnosed with hypertension per day, on an average, over the past two years?					3 per day
8	How many hypertension patients have received follow up care in the last two years?					2036
9	How is hypertension medications distributed and is it consistently available?					As per mmm norms Don't Available
10	How many patients with hypertension have had access to specialist care, such as cardiologists and nephrologists, at these health centres in the past two years?					no)
11	How many patients with hypertension were referred to higher level health facilities from these centres in the past two years, for further management, and reason for such referral?					20 uncontrolled HT / DM
12	<p>A. Are there patient support groups for NCDs, particularly for hypertension?</p> <p>B. When was the patient support group established?</p> <p>C. What are its activities?</p> <p>D. How many members does it have?</p>					<p>A) Yes</p> <p>B) Weekly Saturday</p> <p>C) Health Education</p> <p>D) 25 members No group</p>
13	<p>A. Is screening done by the centre?</p> <p>B. When was the last 'Screening program for Hypertension and Diabetes' conducted?</p> <p>C. How frequently has it been done in the past two years?</p>					<p>A) Yes</p> <p>B) Daily</p> <p>C) day by day</p>
14	What is the hypertension patient's participation rate for such programs initiated by the PHCs?					25-40 per day

I find enclosed charges for Rs.10/-, as the prescribed fee, towards the information request. I also agree to pay additional costs, if any, as specified under the Right to Information Act for this information request.

Thank you and Regards,



Meenakshi Sushma



MEDICAL OFFICER


Govt. Primary Health Center

Reddyarpalayam-606708.

Thandampet Tk, Thiruvannamalai-Dt

10, 2024

From
Meenakshi Sushma,
No. 103, First Floor,
Eidams Road, Teynampet, Chennai - 600018



To
The Public Information Officer / Block Medical Officer,
Govt. Primary Health Centre, Vanapuram,
Tiruvannamalai - 606 753.

Sir/Madam,

Sub: - Application seeking Information under RTI Act, 2005

It is requested to provide the following information under the RTI Act, 2005.

The information sought pertains to the following Primary Health Centres (PHCs) in Thandampattu Block:

1. Malamanjanur Additional PHC
2. Sathanur Dam Additional PHC
3. Vanapuram Block PHC
4. Perungulathur Additional PHC
5. Reddiarpalayam Additional PHC
6. Se.Gudalore UG PHC

S No	INFORMATION	MALAMANJANUR	SATHANUR DAM	VANAPURAM	PERUNGULATHUR	REDDIARPALAYAM	SE.GUDALORE
1	Number of patients treated in the last two years?						8175
2	Number of hypertensive patients treated in the last two years?						4127
3	What has been the average waiting time for hypertension patients and their retention rate?						10 minutes
4	What is the strength of doctors?						1
5	What is the strength of nurses?						4
6	What is the budget allocated for hypertension treatment in the last two years?						-


7	What is the count of new patients diagnosed with hypertension per day, on an average, over the past two years?						1449
8	How many hypertension patients have received follow up care in the last two years?						4127
9	How is hypertension medication distributed and is it consistently available?						Available
10	How many patients with hypertension have had access to specialist care, such as cardiologists and nephrologists, at these health centres in the past two years?						412
11	How many patients with hypertension were referred to higher level health facilities from these centres in the past two years, for further management, and reason for such referral?						Reason. uncontrolled HT / DM for refer
12	<p>A. Are there patient support groups for NCDs, particularly for hypertension?</p> <p>B. When was the patient support group established?</p> <p>C. What are its activities?</p> <p>D. How many members does it have?</p>						<p>patient support group.</p> <p>every Saturday conducted.</p> <p>Activities health education.</p>
13	<p>A. Is screening done by the centre?</p> <p>B. When was the last 'Screening program for Hypertension and Diabetes' conducted?</p> <p>C. How frequently has it been done in the past two years?</p>						<p>Day by Day screening conducted.</p>
14	What is the hypertension patient's participation rate for such programs initiated by the PHCs?						<p>1 day</p> <p>70 patient participate per</p>

Please find enclosed charges for Rs.10/-, as the prescribed fee, towards the information request. I also agree to bear additional costs, if any, as specified under the Right to Information Act for this information request.

Thank you and Regards,




Meenakshi Sushma



Medical Officer
Govt. Primary Health Centre
Se.Gudalur-606 753
Thandarampattu Taluk

10, 2024

From
Meenakshi Sushma,
No 103, First Floor,
Eldams Road, Teynampet, Chennai - 600018



To
The Public Information Officer / Block Medical Officer,
Govt. Primary Health Centre, Vanapuram,
Tiruvannamalai - 606 753.

Sir/Madam,

Sub: - Application seeking Information under RTI Act, 2005

It is requested to provide the following information under the RTI Act, 2005.

The information sought pertains to the following Primary Health Centres (PHCs) in Thandarampattu Block:


1. Malamanjanur Additional PHC
2. Sathanur Dam Additional PHC
3. Vanapuram Block PHC
4. Perungulathur Additional PHC
5. Reddiarpalayam Additional PHC
6. Se.Gudalor UG PHC

S No	INFORMATION	MALAMANJANUR	SATHANUR DAM	VANAPURAM	PERUNGULATHUR	REDDIARPALAYAM	SE.GUDALORE
1	Number of patients treated in the last two years?				275,625		
2	Number of hypertensive patients treated in the last two years?				3600		
3	What has been the average waiting time for hypertension patients and their retention rate?				now only m.m.		
4	What is the strength of doctors?				1		
5	What is the strength of nurses?				3 RCH 1 NCD		
6	What is the budget allocated for hypertension treatment in the last two years?				DDHS Supply		

	What is the count of new patients diagnosed with hypertension per day, on an average, over the past two years?				20/day	
8	How many hypertension patients have received follow-up care in the last two years?				Through WHR/meds	
9	How is hypertension medication distributed and is it consistently available?				Through WHR	
10	How many patients with hypertension have had access to specialist care, such as cardiologists and nephrologists, at these health centres in the past two years?				—	
11	How many patients with hypertension were referred to higher level health facilities from these centres in the past two years, for further management, and reason for such referral?				900	
12	<p>A. Are there patient support groups for NCDs, particularly for hypertension?</p> <p>B. When was the patient support group established?</p> <p>C. What are its activities?</p> <p>D. How many members does it have?</p>				<p>Yes</p> <p>Dec-2022</p> <p>Regularly monitor</p> <p>10</p>	
13	<p>A. Is screening done by the centre?</p> <p>B. When was the last 'Screening program for Hypertension and Diabetes' conducted?</p> <p>C. How frequently has it been done in the past two years?</p>				<p>Yes</p> <p>Daily</p>	
14	What is the hypertension patient's participation rate for such programs initiated by the PHCs?				100%.	

Please find enclosed charges for Rs.10/-, as the prescribed fee, towards the information request. I also agree to bear additional costs, if any, as specified under the Right to Information Act for this information request.

Thank you and Regards,




Meenakshi Sushma


19/10/2024

மருத்துவ அலுவலர்
ஆரம்ப சுகாதார நிலையம்
பெருங்குளத்தூர்

SAATHANUR DAM PHC



1. No. of patients treated in the last two years
1,73,093
2. No. of HTN pts treated in the last two years
1283
3. What has been the average waiting time for hypertension patients and their retention rate?
10 mins
4. Strength of doctors
01
5. strength of nurses
03
6. Budget allocated for HTN treatment in last two years
DDHS supply
7. Count of new pts diagnosed with HTN per day, on an average over the past two years.
3
8. no. of pts (HTN) received follow-up care in the last two years
29,316
9. How is Hypertension Medication distributed and is consistently available?
Through WHR / MLHP
Yes.

9. How many pts with hypertension here had access to specialist care, such as Cardiologist, Nephrologist at these health centres in the past two years.

22

10. How many pts with Hypertension were referred to higher level health facilities from these centres in the past two years.

98

12. A. Are there PT support groups for NCDs, particularly for Hypertension?

Yes

B. When was the PT support group established.

Dec 2022

C. What are its activities

Health march

D. How many members does it have?

13. A. Is screening done by the centre?

Yes

B. When was the last screening program for HTN and DM conducted?

Daily

C. How frequently has it been done in the past two years?

14. What is the HTN PTs participation rate for such programs initiated by the PHC?

100%

C. Prasad
19/1/2023
THE MEDICAL OFFICER
Govt Primary Health Centre
SATHANUR DAM