

Public Information Officer  
Storm Water Drain Department  
Corporation of Chennai  
Ripon Building  
Chennai – 600 003

To

Public Information Officer  
Chennai River Restoration Trust  
Adayar Poonga,  
6/103, Dr.D.G.S Dhinakaran Salai  
R.A.Puram, Chennai – 600 028.

Letter No. SWD C.No.2065/A3/2015

Dated 06/10/2015

Sir,

Sub: R.T.I Act – Chennai Corporation – Storm Water Drain Department –  
Seeking Information of Integrated Cooum River Restoration Plan –  
Reg.

Ref: 1.Thiru.R.Pradeepan, 9/5, 2<sup>nd</sup> Street, Padmanabha Nagar, Adyar,  
Chennai-20 dt.03.09.2015.

2. Deputy Collector, Administration , Chennai Corporation, Ripon  
Building, Chennai-3. Lr.No.G2/037598/2015 dt.10.09.2015.

With reference to the above, I am to state that the petitioner in the reference 1<sup>st</sup>  
cited has sought for the details regarding social impact assessment report government  
orders minutes of meetings etc .

Since all the works are executed under the coordinating Officer of Chennai River  
Restoration Trust the details requested by the petitioner shall be provided at your end.

However, the list of slums and the pamphlet as received from Tamil Nadu Slum  
Clearance Board and the pamphlet of Chennai Corporation prepared based on Tamil  
Nadu Slum Clearance Board pamphlet is issued to the petitioner.

The original petition as received in this office is forwarded for further necessary  
action.

*VP*  
*6/10/15*  
Public Information Officer.  
Executive Engineer(i/c)

*VP*  
*6/10/2015*

Encl: Original Petition as received.

Copy to Thiru.R.Pradeepan, 9/5, 2<sup>nd</sup> Street, Padmanabha Nagar, Adyar,  
Chennai-20. The petitioner is requested to contact the PIO, CRRT, Chennai-20  
for further details





### ABSTRACT

Chennai Rivers Restoration Trust (CRRT) - Implementation of 60 short term sub-projects at an estimated cost of Rs.604.77 crores under Integrated Cooum River eco Restoration Project - Administrative Sanction - Accorded - Orders issued.

### Municipal Administration & Water Supply (MC.I) Department

G.O (Ms) No.9

Dated.13.01.2015

Jaya, Margazhi

Tiruvallur Aandu, 2045

Read:-

1. Twenty Seventh Meeting of Board of Trustees of Chennai Rivers Restoration Trust, held on 16.07.2014.
2. From the Principal Secretary / Member Secretary, Chennai Rivers Restoration Trust Letter No CRRT/Cooum/2014/01, Dated 04.08.2014 & 01.10.2014.

\*\*\*\*\*

### ORDER

As approved by the Board of Trustees of Chennai Rivers Restoration Trust in its 27<sup>th</sup> meeting held on 16.07.2014, the Principal Secretary / Member Secretary, Chennai Rivers Restoration Trust in the Letter second read above has sent a proposal to the Government for according administrative sanction for implementing 60 short term sub-projects under Integrated Cooum River eco Restoration Project. In the said proposal, it has been stated as follows:-

- In the Budget 2014-15, Government approved Rs.3833.62 crore for Cooum River Restoration Project and has provided Rs. 500 crore for the year 2014-15 in the budget estimate for implementation of sub-projects by Implementing Agencies / Line Departments.
- The Draft Final Report (DFR) had already been approved by the Board in its 25<sup>th</sup> Meeting held on 13.11.2013 and by the 3<sup>rd</sup> Technical Committee meeting held on 10.12.2013.



The sub-projects and the cost provided in the Draft Final Report (DFR) are as follows:-

| Sl. No | Agency / Dept | Interventions             | Short Term      | Medium Term     | Long Term       | Amount (Rs. In crores) |
|--------|---------------|---------------------------|-----------------|-----------------|-----------------|------------------------|
| 1      | CMWSSB        | Sewage                    | 94.42           | 257.90          | 8.53            | 360.85                 |
| 2      | CoC           | Solid Waste               | 7.11            | 2.52            | 0.90            | 10.53                  |
| 3      | PWD           | River Channel Improvement | 34.94           | 29.11           | 22.62           | 86.67                  |
| 4      | PWD           | Major Drain Improvements  | 600.00          | -               | -               | 600.00                 |
| 5      | TNSCB         | R&R                       | 300.00          | 839.14          | 839.14          | 1,978.28               |
| 6      | CoC / CRRT    | Riverfront Development    | 79.43           | 118.0           | 85.39           | 282.82                 |
|        |               | <b>Base cost</b>          | <b>1115.90</b>  | <b>1246.67</b>  | <b>956.58</b>   | <b>3,319.15</b>        |
|        |               | Contingencies 2.5%        | 27.90           | 31.17           | 23.91           | 82.98                  |
|        |               | Supervision Charges 2.5%  | 27.90           | 31.17           | 23.91           | 82.98                  |
|        |               | <b>TOTAL COST</b>         | <b>1,171.70</b> | <b>1,309.01</b> | <b>1,004.40</b> | <b>3,485.11</b>        |
|        |               | Price Escalation 10%      | 117.17          | 130.90          | 100.44          | 348.51                 |
|        |               | <b>Total Project Cost</b> | <b>1288.87</b>  | <b>1,439.91</b> | <b>1,104.84</b> | <b>3,833.62</b>        |

➤ After a series of consultation meetings, the total cost of the Cooum River Restoration has come down to Rs.1934.84 crore from Rs.3833.62 crore originally estimated as detailed below:-

| Sl. No.    | Agency/ Department                | No. of proposals | Base Cost      | Contingencies & Supervision | Price Escalation | Total Project Cost |
|------------|-----------------------------------|------------------|----------------|-----------------------------|------------------|--------------------|
| <b>I</b>   | <b>Short term plan proposals</b>  |                  |                |                             |                  |                    |
| 1          | PWD                               | 9                | 81.01          | 4.04                        | 8.52             | 93.57              |
| 2          | CoC                               | 12               | 87.41          | 4.37                        | 9.18             | 100.96             |
| 3          | CMA                               | 5                | 27.24          | 1.37                        | 2.86             | 31.47              |
| 4          | DRD                               | 7                | 3.18           | 0.14                        | 0.35             | 3.67               |
| 5          | CMWSSB                            | 15               | 161.18         | 8.07                        | 16.94            | 186.19             |
| 6          | TNSCB                             | 9                | 1087.63        | 135.97                      | 0                | 1223.60            |
| 7          | CRRT                              | 3                | 6.11           | 0.30                        | 0.65             | 7.06               |
|            | <b>Total</b>                      | <b>60</b>        | <b>1453.76</b> | <b>154.26</b>               | <b>38.50</b>     | <b>1646.52</b>     |
| <b>II</b>  | <b>Medium term plan proposals</b> |                  |                |                             |                  |                    |
| 1          | CoC                               | 3                | 214.59         | 10.73                       | 22.52            | 247.84             |
| 2          | CMWSSB                            | 1                | 17.10          | 0.85                        | 1.79             | 19.74              |
| 3          | CRRT                              | 3                | 15.50          | 0.78                        | 1.63             | 17.91              |
|            | <b>Total</b>                      | <b>7</b>         | <b>247.19</b>  | <b>12.36</b>                | <b>25.94</b>     | <b>285.49</b>      |
| <b>III</b> | <b>Long term plan proposals</b>   |                  |                |                             |                  |                    |
| 1          | CoC                               | 1                | 2.32           | 0.12                        | 0.24             | 2.68               |
| 2          | CRRT                              | 1                | 0.13           | 0.01                        | 0.01             | 0.15               |
|            | <b>Total</b>                      | <b>2</b>         | <b>2.45</b>    | <b>0.13</b>                 | <b>0.25</b>      | <b>2.83</b>        |
|            | <b>Total Project Cost</b>         | <b>69</b>        | <b>1703.40</b> | <b>166.75</b>               | <b>64.69</b>     | <b>1934.84</b>     |



The matter was taken up to the Board of Chennai Rivers Restoration Trust in its 27<sup>th</sup> meeting Dated 16.07.2014. The Line Departments and CRRT made detailed presentation to the Board.

- After detailed discussion, the Board approved the entire 69 sub-project proposals costing Rs.1934.84 crores as proposed by Implementing Agencies / Line Departments and passed the Resolutions accordingly.
- Out of the 69 sub-projects, it was resolved that, sixty projects for the short term i.e., from 2014-15 to 2016-17, for a total cost of Rs.1646.52 crores will be implemented by the concerned Implementing Agencies / Line Departments, by adopting the procurement procedures as prescribed under Tamil Nadu Transparency in Tender Act and rules framed thereon and the Member Secretary has been authorized to send the proposals to Government for according Administrative Sanction for implementing the sub-projects.
- It was also "resolved that the disbursement to the Implementing Agencies / Line Departments has to be made based on the progress of the sub-project within the budget provision approved by the Government from time to time and based on the guidelines & procedures for implementation of Cooum River Restoration Project and management of Cooum River Restoration Project Fund (approved by the Board vide Circular Note Dated 02.05.2014 and under consideration by the Government)".

2. Further, regarding the source of funding for implementing 60 short term sub-projects by various Implementing Agencies / Line Departments at an estimated cost of Rs 1646.52 crores under Integrated Cooum River eco-restoration project, the Principal Secretary/ Member Secretary, CRRT has stated as follows:-

- Of the total 60 proposals, the major one is for construction of tenement for establishing 14,257 families by Tamil Nadu Slum Clearance Board (TNSCB). The notional cost of construction of Rs 6.50 lakhs per family which worked out to Rs.1041.75 crores has already been excluded from the original total cost, since this has been incurred from Jawaharlal Nehru National Urban Renewal Mission (JnNURM). However the cost for the rehabilitation for Rs 181.85 crores is essentially to be paid to Tamil Nadu Slum Clearance Board for the implementation of the Project as removal of encroachment is a critical activity without which many of the other activities cannot be initiated. The encroachments fall on the bank of the river where cleaning, creation of walkways, cycle tracks and parks are to be done. Even



fencing along the bank cannot be done entirely, if the encroachments are not removed before the other project activities.

- Though Rural Development Department had assured that National Rural Employment Guarantee Project (NREGP) fund of Rs 3.67 Crore will be used for their component, they have recently expressed inability.
- Thus Rs 604.77 crores will have to be spent on the short term sub-projects of Cooum River Restoration Fund. This year Rs.500.00 crores has been provided in the B.E.2014-15. Additional, Rs 104.77 crores will be sought either in 2015-16 or 2016-17 depending on the progress of the project.

3. Hence, the Principal Secretary / Member Secretary, Chennai Rivers Restoration Trust has requested the Government to accord administrative sanction for implementing the following sixty (60) short term sub-projects by various Implementing Agencies / Line Departments at an estimated cost of Rs.1646.52 crores under Integrated Cooum River Eco-Restoration Project with the following means of finance as approved by the Board of Trustees of Chennai Rivers Restoration Trust on 16.07.2014 in its 27<sup>th</sup> Meeting:-

| (in crores)                        |                     |                  |                |                             |                  |                    |
|------------------------------------|---------------------|------------------|----------------|-----------------------------|------------------|--------------------|
| Sl. No                             | Agency / Department | No. of proposals | Base Cost      | Contingencies & Supervision | Price Escalation | Total Project Cost |
| <b>I Short term plan proposals</b> |                     |                  |                |                             |                  |                    |
| 1                                  | PWD                 | 9                | 81.01          | 4.04                        | 8.52             | 93.57              |
| 2                                  | CoC                 | 12               | 87.41          | 4.37                        | 9.18             | 100.96             |
| 3                                  | CMA                 | 5                | 27.24          | 1.37                        | 2.86             | 31.47              |
| 4                                  | DRD                 | 7                | 3.18           | 0.14                        | 0.35             | 3.67               |
| 5                                  | CMWSSB              | 15               | 161.18         | 8.07                        | 16.94            | 186.19             |
| 6                                  | TNSCB               | 9                | 1087.63        | 135.97                      | 0                | 1223.60            |
| 7                                  | CRRT                | 3                | 6.11           | 0.30                        | 0.65             | 7.06               |
| <b>Total</b>                       |                     | <b>60</b>        | <b>1453.76</b> | <b>154.26</b>               | <b>38.50</b>     | <b>1646.52</b>     |

4. The Government, after careful examination of the proposal of Principal Secretary / Member Secretary, Chennai Rivers Restoration Trust, accord administrative sanction to Chennai Rivers Restoration Trust for implementing Sixty (60) short term sub-projects at an estimated cost of Rs.604.77 crore (Rupees Six Hundred and Four Crore and Seventy Seven Lakhs Only) under Integrated Cooum River Eco-Restoration Project, including the cost of Rs.181.85 crore (Rupees One Hundred and Eighty One Crore Eighty Five Lakhs only) for



removal of encroachment and rehabilitation to be paid to Tamil Nadu Slum Clearance Board as follows:-

| Sl. No.            | Agency / Department   | No. of proposals | Base Cost     | Contingencies & Supervision | Price Escalation | Total Project Cost |
|--------------------|---|------------------|---------------|-----------------------------|------------------|--------------------|
| <b>I</b>           | <b>Short term plan proposals</b>  |                  |               |                             |                  |                    |
| 1                  | Public Works Department   | 9                | 81.01         | 4.04                        | 8.52             | 93.57              |
| 2                  | Corporation of Chennai  | 12               | 87.41         | 4.37                        | 9.18             | 100.96             |
| 3                  | Commissionerate of Municipal Administration                             | 5                | 27.24         | 1.37                        | 2.86             | 31.47              |
| 4                  | Directorate of Rural Development  | 7                | 3.18          | 0.14                        | 0.35             | 3.67               |
| 5                  | Chennai Metropolitan Water Supply & Sewerage Board                      | 15               | 161.18        | 8.07                        | 16.94            | 186.19             |
| 6                  | Chennai Rivers Restoration Trust  | 3                | 6.11          | 0.30                        | 0.65             | 7.06               |
| <b>Total (A)</b>   |   |                  |               |                             |                  | <b>422.92</b>      |
| 1                  | <b>Tamil Nadu Slum Clearance Board</b>                                  |                  |               |                             |                  |                    |
| a.                 | Shifting allowance at the rate of Rs.5000 per person                    | 1                | 7.13          | 0.89                        | 0                | 8.02               |
| b.                 | Subsistence allowance at the rate of Rs.2500 per month for 1 year       | 1                | 42.77         | 5.34                        | 0                | 48.11              |
| c.                 | Beneficiary Contribution at the rate of 10% of the cost of construction | 1                | 92.67         | 11.58                       | 0                | 104.25             |
| d.                 | EB Service connection   | 1                | 3.56          | 0.45                        | 0                | 4.01               |
| e.                 | Community Development Programme   | 1                | 4.89          | 0.61                        | 0                | 5.50               |
| f.                 | Impact Assessment Study   | 1                | 0.43          | 0.05                        | 0                | 0.48               |
| g.                 | Project Management Group  | 1                | 1.41          | 0.18                        | 0                | 1.59               |
| h.                 | Land cost at Auto Nagar (300 Sq.Ft @ Rs.638 per Sq.Ft for 458 families) | 1                | 8.77          | 1.12                        | 0                | 9.89               |
| <b>Total (B)</b>   |   |                  |               |                             |                  | <b>181.81</b>      |
| <b>Total (A+B)</b> |   | <b>59</b>        | <b>527.76</b> | <b>38.51</b>                | <b>38.50</b>     | <b>604.77</b>      |

The additional component i.e., Notional cost of Rs.1041.75 crore for construction of tenement for 14257 families by Tamil Nadu Slum Clearance Board at the rate of Rs.6.5 Lakhs per family has been



incurred from Jawaharlal Nehru National Urban Renewal Mission (JnNURM).

5. This order issues with the concurrence of Finance Department vide U.O No.73322/JS (AR)/2014, Dated.12.01.2015.

**(BY ORDER OF THE GOVERNOR)**

**K PHANINDRA REDDY  
PRINCIPAL SECRETARY TO GOVERNMENT**

To

- ✓ The Principal Secretary / Member Secretary,  
Chennai Rivers Restoration Trust, 6/103,  
Dr.D.G.S Dinakaran Salai, Raja Annamalaipuram, Chennai- 600 028.
- The Principal Secretary to Government,  
Public Works Department, Chennai - 600 009.
- The Secretary to Government,  
Rural Development & Panchayat Raj Department,  
Chennai - 600 009.
- The Principal Secretary / Commissioner,  
Corporation of Chennai, Chennai - 600 003
- The Commissioner of Municipal Administration,  
Chepauk, Chennai - 600 005.
- The Managing Director,  
Chennai Metropolitan Water Supply & Sewerage Board,  
Chintadripet, Chennai - 600 002.

**Copy to:**

- The Finance (MAWS / BPE) Department, Chennai - 600 009.
- The Pr. Private Secretary to the Principal Secretary to Government,  
Municipal Administration and Water Supply Department,  
Chennai- 600 009.
- The Municipal Administration and Water Supply (OPII) Department,  
Chennai - 600 009.

// Forwarded By Order //

  
**SECTION OFFICER**

  
13/1/15



| II CHENNAI CORPORATION |                     |   |                                  |   |                        |       |
|------------------------|---------------------|---|----------------------------------|---|------------------------|-------|
| Sl. No.                | Code of sub-project | Project Description   | Sub-project cost (Rs. In crores) |   |                        |       |
|                        |                     |   | Base Cost                        | Contingency (2.5%) & Supervision (2.5%) | Price Escalation (10%) | Total |
| 10                     | 1                   | CO-COC-2014-STP-01  | 0.87                             | 0.04                                    | 0.09                   | 1.00  |
|                        |                     | Boom System for a total length of 700 Rm, with Anchorage at ten locations: 1. Napiers Bridge, 2. Col.Laws Bridge 3. C and C Bridge, 4. Choolaimedu Bridge 5. Virugambakkam Bridge, 6. Aminjikarai Bridge 7. Naduvakkaraai Bridge, 8. Thirumarsalam Bridge 9. Golden Bdge Bridge and 10. Nolambur Bridge |                                  |   |                        |       |
| 11                     | 2                   | CO-COC-2014-STP-02  | 6.17                             | 0.31                                    | 0.65                   | 7.13  |
|                        |                     | Solid Waste Removal in the river bank   |                                  |   |                        |       |
| 12                     | 3                   | CO-COC-2014-STP-03  | 45.85                            | 2.29                                    | 4.82                   | 52.96 |
|                        |                     | Boundary Fencing along the Cooum River banks for a total length of 23.92Km on either sides  |                                  |   |                        |       |
| 13                     | 4                   | CO-COC-2014-STP-04  | 5.71                             | 0.29                                    | 0.60                   | 6.60  |
|                        |                     | Developing Park at Right bank upstream to Central Buckingham canal Napier Bridge - Periyar Bridge (Chainage 700-1000m)  |                                  |   |                        |       |
| 14                     | 5                   | CO-COC-2014-STP-05  | 2.30                             | 0.12                                    | 0.24                   | 2.66  |
|                        |                     | Developing Park at Right bank from C in C Road Bridge to College Road Bridge (Chainage 6100-6550m)  |                                  |   |                        |       |
| 15                     | 6                   | CO-COC-2014-STP-06  | 2.83                             | 0.14                                    | 0.29                   | 3.26  |
|                        |                     | Developing Park at Right bank from Munroe Bridge to Chetpet railway bridge (Chainage 9100-9450m)  |                                  |   |                        |       |
| 16                     | 7                   | CO-COC-2014-STP-07  | 6.67                             | 0.33                                    | 0.70                   | 7.70  |
|                        |                     | Developing Park at Left Bank from Maduravoyal Golden George Rathinam Salai Bridge (Chainage 17050-17450m)   |                                  |   |                        |       |
| 17                     | 8                   | CO-COC-2014-STP-08  | 2.63                             | 0.13                                    | 0.28                   | 3.04  |
|                        |                     | Constructing Maintenance walkway at Right Bank from River mouth to Napier Bridge (Chainage 0-400m)  |                                  |   |                        |       |



| Sl. No.   | Code of sub-project | Project Description | Sub-project cost (Rs. In crores) |   |                        |               |
|---|---------------------|---------------------|----------------------------------|---|------------------------|---------------|
|   |                     |                     | Base Cost                        | Contingency (2.5%) & Supervision (2.5%) | Price Escalation (10%) | Total         |
| 18  | 9                   | CO-COC-2014-STP-09  | 1.01                             | 0.05                                    | 0.11                   | 1.17          |
| 19  | 10                  | CO-COC-2014-STP-10  | 3.49                             | 0.17                                    | 0.37                   | 4.03          |
| 20  | 11                  | CO-COC-2014-STP-11  | 1.38                             | 0.07                                    | 0.14                   | 1.59          |
| 21  | 12                  | CO-COC-2014-STP-12  | 8.50                             | 0.43                                    | 0.89                   | 9.82          |
| <b>Total (CoC for Short Term Plan)</b>              |                     |                     | <b>87.41</b>                     | <b>4.37</b>                             | <b>9.18</b>            | <b>100.96</b> |
| <b>III COMMISSIONER OF MUNICIPAL ADMINISTRATION</b> |                     |                     |                                  |   |                        |               |
| 22  | 1                   | CO-CMA-2014-STP-01  | 0.04                             | 0.002                                   | 0.004                  | 0.05          |
| 23  | 2                   | CO-CMA-2014-STP-02  | 20.70                            | 1.04                                    | 2.17                   | 23.91         |
| 24  | 3                   | CO-CMA-2014-STP-03  | 2.00                             | 0.10                                    | 0.21                   | 2.31          |
| 25  | 4                   | CO-CMA-2014-STP-04  | 2.50                             | 0.13                                    | 0.26                   | 2.89          |
| 26  | 5                   | CO-CMA-2014-STP-05  | 2.00                             | 0.10                                    | 0.21                   | 2.31          |
| <b>Total(CMA for Short Term Plan)</b>               |                     |                     | <b>27.24</b>                     | <b>1.37</b>                             | <b>2.86</b>            | <b>31.47</b>  |
| <b>IV DIRECTOR OF RURAL DEVELOPMENT</b>             |                     |                     |                                  |   |                        |               |
| 27  | 1                   | CO-DRD-2014-STP-01  | 0.07                             | 0.004                                   | 0.007                  | 0.08          |






## தமிழ்நாடு

குடிசைப் பகுதி மாற்று வாரியம்

“ஏழையின் சிரிப்பில் இறைவனைக்காண்போம்”

வெகுமியாக்கம் திட்டப்பகுதி




## தமிழ்நாடு

குடிசைப் பகுதி மாற்று வாரியம்

“ஏழையின் சிரிப்பில் இறைவனைக்காண்போம்”

சுமார் 390 சதுர அடி பரப்பளவு

அனைத்து வசதிகளும்  
முற்றுவும் இலவசம்




சென்னை - வெகுமியாக்கம்



பயனாளிகளுக்கு வழங்கப்படும் பயன்கள்


- ❖ குடும்பம் ஒன்றுக்கு இடமாற்று படி ரூபாய் 5000/-
- ❖ மாத பிழைப்பு உதவித் தொகை ரூபாய் 2500/-
- ❖ ஒரு வருடத்திற்கு ரூபாய் 30000/-
- ❖ பயனாளிகளின் பங்களிப்பு தொகை ரூபாய் 65000/- (10 சதவீதம்) கட்டுமானம் பணிகளுக்காக
- ❖ மின்சார இணைப்பு கட்டணம்
- ❖ விரிவான சமுதாய வளர்ச்சித் திட்டங்கள்
- ❖ உடனடி குடும்ப அட்டை மாற்றம் செய்தல்
- ❖ விதவை, முதியோர் மற்றும் மாற்றுத் திறனாளிகளுக்கு
- ❖ உடனடி சமூக பாதுகாப்பு திட்ட உதவி மாற்றம் செய்தல்
- ❖ கல்வி - பாலவாடி துவக்க, உயர் மற்றும் மேல்நிலைப்பள்ளி
- ❖ சேர்க்கைக்கான பணிகள்
- ❖ வாழ்வாதார திட்டங்கள்
- ❖ திறன் வளாப்பு பயிற்சிகள்
- ❖ சுய உதவிக்குழுக்கள் தோற்றுவித்தல்
- ❖ இளைஞர்களுக்கான நல்வாழ்வு திட்டங்கள்
- ❖ சுகாதாரம் மற்றும் வேலை வாய்ப்பு
- ❖ குடியிருப்போர் நல வாழ்வு திட்டங்கள்




Panel Board for Lift



Upgradation of STP-Pressure Sand Filter










Lift Facility



Around Paver Block

- ❖ அனைத்து அடிப்படை வசதிகளுடன் கூடிய குடியிருப்புகள்
- ❖ அதிக பூங்காக்கள் மற்றும் திறந்த வெளி வசதிபடும் கூடிய திட்டமிட்ட குடியிருப்புகள்
- ❖ விரிவாக்கப்பட்ட போக்குவரத்து வசதிகள்
- ❖ அருகாமையிலேயே கல்வி நிலையங்கள்
- ❖ அருகாமையில் அமைந்துள்ள சுகாதார வசதிகள்
- ❖ நியாய விலை விற்பனை நிலையங்கள் மற்றும் காவல் நிலையங்கள்.
- ❖ பொருளாதார தன் நிறைவுக்கான மாற்று வாழ்வாதார திட்டங்கள்





# TNSCB - List of Slums to be Resettled

| SLUM N. | ZONE N. | WARD N.     | SLUM NAME                                       | CHAINAGE             | NO. OF FAMILIES TO BE SETTLED |
|---------|---------|-------------|---|----------------------|-------------------------------|
| 1       | 5       | 114/115/116 | QUTH E MILLETH BRIDGE TO OLD JAIL               | L.B. 1200 to 2040m   | * 1140                        |
| 2       | 5       | 59          | NAVALAR NEDUNCHELLAN NAGAR                      | R.B. 1600 to 1800m   | * 1171                        |
| 3       | 5       | 60          | BOOTHA PERUMAL NAICKAN STREET                   | L.B. 4400 to 4500m   | * 145                         |
| 4       | 8       | 100         | ANJUKUDISAI                                     | R.B. 1800 to 1900m   | 575                           |
| 5       | 9       | 111         | RANGOON STREET                                  | R.B. 5700 to 5900m   | 315                           |
| 6       | 9       | 109         | RAJIV GANDHI NAGAR                              | R.B. 9300 to 9400m   | 224                           |
| 7       | 6       | 79          | JOTHIAMAL NAGAR                                 | L.B. 11200 to 11250m | 70                            |
| 8       | 7       | 93          | PADIKUPPAM                                      | L.B. 15600 to 15700m | 275                           |
| 9       | 8       | 101         | MEL MADUVANKARAI                                | L.B. 14600 to 14700m | 48                            |
| 10      | 8       | 99          | SATHYASAI NAGAR                                 | L.B. 15500 to 15600m | 265                           |
| 11      | 8       | 101         | PONNUVEL PILLAI THOTTAM & MUTHU MARRIAMAN NAGAR | R.B. 14700 to 14800m | 537                           |
| 12      | 8       | 100/101     | BERI BERI ROAD                                  | L.B. 12500 to 12600m | TO BE ENUMERATED              |
| 13      | 8       | 105         | NSK NAGAR                                       | R.B. 13100 to 13200m | 650                           |
| 14      | 8       | 100         | MOOVENDAR NAGAR                                 | L.B. 13700 to 13800m | 105                           |
| 15      | 8       | 100         | MGR COLONY                                      | L.B. 13800 to 13900m | 363                           |
| 16      | 9       | 111         | MAKKISH GARDEN                                  | R.B. 5900 to 6000m   | 491                           |
| 17      | 9       | 111         | THIDEER NAGAR                                   | R.B. 6000 to 6200m   | 595                           |
| 18      | 8       | 107         | JOTHIAMAL NAGAR                                 | L.B. 11200 to 11000m |                               |
| 19      | 8       | 107         | AVAIPURAM - APARAO GARDEN - JOTHIAMAL NAGAR     | L.B. 11000 to 10900m | TO BE ENUMERATED              |
| 20      | 8       | 106         | INDIRA GHANDI NAGAR                             | L.B. 13100 to 13000m |                               |

LESS RESISTANCE PORTION

MEDIUM RESISTANCE PORTION

HIGH RESISTANCE PORTION

\* - Biometric completed partially



# List of Slums to be Resettled - Contd.,

| SLUM NO. | ZONE NO. | WARD NO. | SLUM NAME   | CHAINAGE             | NO. OF FAMILIES TO BE RESETTLED |
|----------|----------|----------|---|----------------------|---------------------------------|
| 1 ECP    | 5        | 59       | PALLAVAN NAGAR                                    | L.B. 1700 to 1900m   | * 632                           |
| 2 ECP    | 5        | 60       | EAST COOUM RIVER                                  | R.B. 2200 to 2500m   | * 575                           |
| 3 ECP    | 5        | 60       | WEST COOUM RIVER                                  | R.B. 3400 to 4200m   | * 369                           |
| 4 ECP    | 5        | 60       | SOUTH COOUM RIVER                                 | L.B. 4300 to 5400m   | * 276                           |
| 5 ECP    | 8        | 107      | RETTAIMALAI SRINIVASAN NAGAR                      |                      | ALREADY RESETTLED               |
| 6 ECP    | 9        | 110      | MAYOR RAMANATHAN SALAI                            | L.B. 8200 to 8300m   | ALREADY RESETTLED               |
| 7 ECP    | 8        | 107      | APPASAMY STREET                                   | L.B. 9200 to 9400m   | 488                             |
| 8 ECP    | 8        | 107      | CHARI ROAD  |                      | ALREADY RESETTLED               |
| 9 ECP    | 8        | 107      | JOTHIAMMAL NAGAR                                  |                      | ALREADY RESETTLED               |
| 10 ECP   | 8        | 107      | M.K.STALIN NAGAR                                  |                      | ALREADY RESETTLED               |
| 11 ECP   | 9        | 109      | WEST NAMASIVAYAPURAM - SALAVAIYAR COLONY          |                      |                                 |
| 12 ECP   | 9        | 109      | WEST NAMASIVAYAPURAM - KALVAIKARAI                | L.B. 9600 to 9800m   | * 338                           |
| 13 ECP   | 9        | 109      | WEST NAMASIVAYAPURAM - KALAINAR KARUNANIDHI NAGAR |                      |                                 |
| 14 ECP   | 8        | 106      | VENKATAJALAPATHY                                  | Outside Project Area | 24                              |
| 15 ECP   | 9        | 109      | OFFICERS COLONY                                   | R.B. 10200 to 10310m | ALREADY RESETTLED               |
| 16 ECP   | 8        | 102      | E.V.R. SALAI                                      | L.B. 11200 to 11000m | 41                              |
| 17 ECP   | 8        | 106      | KANNIAH STREET                                    | L.B. 11000 to 10800m | 237                             |
| 18 ECP   | 8        | 106      | SUNNAMBUKALVAIKARAI STREET                        | L.B. 10800 to 10700m | 3 60                            |



## List of Slums to be Resettled – Contd.,

| SLUM NO. | MUNICIPALITY              | SLUM NAME                          | CHAINAGE             | NO. OF FAMILIES TO BE RESETTLED |
|----------|---------------------------|------------------------------------|----------------------|---------------------------------|
|          | NERKUNDRAM & MADURAVOYAL  |                                    |                      |                                 |
| 11 BCL   |                           | METTUKULAM                         | Outside Right of Way | 31                              |
| 12 BCL   |                           | MSP NAGAR                          | L.B. 17080 to 17400m | 405                             |
| 13 BCL   |                           | OM SAKTHI NAGAR                    | R.B. 16600 to 1650m  | 146                             |
| 14 BCL   |                           | NAGATHAMMAN KOIL STREET            | L.B. 20240 to 20070  | 12                              |
| 15 BCL   |                           | KAMBAR NAGAR                       | R.B. 15990 to 16110m | 122                             |
| 16 BCL   |                           | PERUMAL KOIL STREET                | R.B. 18550 to 18950m | ALREADY RESETTLED               |
| 17 BCL   |                           | SIVABOOTHAM                        | R.B. 20200 to 20450m | 45                              |
| 19 BCL   | THIRUVERKADU MUNICIPALITY | THIRUVERKADU VILLAGE               | R.B. 22650 tp 24000m | NOT AVAILABLE                   |
| 20 BCL   |                           | AATHI SAKTHI KARUMARAIAIMMAN NAGAR | L.B. 25630 to 26100m | 205                             |
| 21 BCL   |                           | MELPAKKAM                          | Beyond Project Area  | 59                              |
|          |                           | <b>TOTAL</b>                       |                      | <b>14972</b>                    |

- 715 families have been resettled in Elevated Corridor Project.
- In Cooum river restoration project, **14,257 families** have to be resettled.



# List of Slums to be Resettled - Contd.,

| SLUM NO.. | ZONE NO. | WARD NO. | SLUM NAME                        | CHAINAGE             | NO.OF FAMILIES TO BE RESETTLED |
|-----------|----------|----------|----------------------------------|----------------------|--------------------------------|
| 19 ECP    | 8        | 106      | SOUTH KASARATH THOTTAM           | L.B. 10700 to 10600m | 251                            |
| 20 ECP    | 8        | 106      | NALLAMUTHU MARIAMMAN KOIL STREET | L.B. 10600 to 10500m | 111                            |
| 21 ECP    | 8        | 106      | EAST ARASAMARATH STREET          | L.B. 10500 to 10450m | 41                             |
| 22 ECP    | 8        | 106      | S.S SAHIB STREET                 | L.B. 10450 to 10350m | 67                             |
| 23 ECP    | 8        | 106      | PERUMAL KOIL STREET              | R.B. 10500 to 10930m | 132                            |
| 24 ECP    | 8        | 106      | VELLALAR STREET                  | L.B. 10350 to 10200m | 395                            |
| 25 ECP    | 8        | 106      | EAST MADA STREET                 | L.B. 10200 to 10150m | 16                             |
| 26 ECP    | 8        | 106      | SABAPATHI STREET                 | L.B. 10150 to 10000m | 67                             |
| 27 ECP    | 8        | 102      | MANJAKOLLAI                      | L.B. 11300 to 11400m | 249                            |
| 28 ECP    | 8        | 102      | THIRUVEETHIAMMAN KOIL STREET     | L.B. 11400 to 11500m | 180                            |
| 29 ECP    | 8        | 102      | KATHIRAVAN COLONY                | L.B. 11500 to 11600m | 49                             |
| 30 ECP    | 8        | 101      | BHARATHIPURAM                    | L.B. 11600 to 11700m | 13                             |
| 31 ECP    | 8        | 102      | GAJALAKSHMI COLONY               | L.B. 12600 to 12700m | 57                             |
| 32 ECP    | 8        | 101      | RIVER VIEW COLONY                | L.B. 12700 to 12800m | 303                            |
| 33 ECP    | 8        | 106      | DR RADHAKRISHNAN NAGAR           | R.B. 11200 to 11300m | 341                            |
| 34 ECP    | 8        | 106      | MUTHUMARIAMMAN KOIL STREET       | R.B. 13800 to 14000m | 390                            |
| 35 ECP    | 8        | 101      | NADUVANKARAI                     | R.B. 14000 to 14200m | 91                             |





## சென்னை மாநகராட்சி முக்கிய அறிவிப்பு

தமிழக அரசு உத்தரவின் படி கூவம் நதிக்கரையை தூய்மைப்படுத்தி மேம்படுத்தும் பணியினை சென்னை நதிகள் சீரமைப்பு அறக்கட்டளை மூலம் சென்னை மாநகராட்சி, பொதுப்பணித் துறை மற்றும் தமிழ்நாடு குடிசை மாற்று வாரியம் ஆகிய துறைகள் இணைந்து எல்லையினை வரையறுத்தல், பயோமெட்ரிக் சர்வே மற்றும் ஆக்கரமிப்புகளை அகற்றுதல் போன்ற பணிகள் மேற்கொள்ளப்படவிருப்பதால் அது சமயம் பொதுமக்கள் அனைவரும் திட்டம் நல்ல முறையில் செயல்படுத்த ஒத்துழைப்பு நல்குமாறு கேட்டுக்கொள்ளப்படுகிறது.

மறு குடியமர்வு செய்யப்படும் பயனாளிகளுக்கு கீழ்வரும் பயன்கள் வழங்கப்படும்

- பயோமெட்ரிக் சர்வே முடிந்தவுடன் கூவம் நதிக்கரையின் ஓரம் உள்ள குடியிருப்புகளை அகற்றி அவர்களுக்கு பெரும்பாக்கத்தில் தமிழ்நாடு குடிசை மாற்று வாரியத்தினால் 390 சதுர அடி பரப்பளவில் கட்டப்பட்டுள்ள குடியிருப்புகள் ஒதுக்கீடு செய்யப்படும்.
- குடியிருப்புகளை பார்வையிட இப்பகுதி மக்களை அழைத்து செல்ல பேருந்து வசதியும் சென்னை மாநகராட்சியினால் ஏற்பாடு செய்யப்படும்.
- குடும்பம் ஒன்றுக்கு இடமாற்று படி ரூ.5000/-
- மாத பிழைப்பு உதவித் தொகை ரூ.2500/- ஒரு வருடத்திற்கு ரூ.30,000/-.
- மின்சார இணைப்பு கட்டணம்
- விரிவான சமுதாய வளர்ச்சி திட்டங்கள்
- உடனடி குடும்ப அட்டை மாற்றம் செய்தல்



- விதவை, முதியோர் மற்றும் மாற்றுத் திறனாளிகளுக்கு உடனடி சமூக பாதுகாப்பு திட்ட உதவி மாற்றம் செய்தல்
- கல்வி-பால்வாடி துவக்க, உயர் மற்றும் மேல்நிலைப்பள்ளி சேர்க்கைக்கான பணிகள்
- வாழ்வாதார திட்டங்கள்
- திறன் வளர்ப்பு பயிற்சிகள்
- சுய உதவிக்குழுக்கள் தோற்றுவித்தல்
- இளைஞர்களுக்கான நல்வாழ்வு திட்டங்கள்
- சுகாதாரம் மற்றும் வேலை வாய்ப்பு
- குடியிருப்போர் நல வாழ்வு திட்டங்கள்
- அனைத்து அடிப்படை வசதிகளுடன் கூடிய குடியிருப்புகள்
- அதிக பூங்காக்கள் மற்றும் திறந்தவெளி வசதியுடன் கூடிய திட்டமிட்ட குடியமர்வுகள்
- விரிவாக்கப்பட்ட பேருந்து வசதிகள்
- அருகாமையிலேயே கல்வி நிலையங்கள்
- அருகாமையில் அமைந்துள்ள சுகாதார வசதிகள், நியாய விலை விற்பனை நிலையங்கள் மற்றும் காவல் நிலையங்கள்
- பொருளாதார தன்னிறைவுக்கான மாற்று வாழ்வாதார திட்டங்கள்

மறுகுடியமர்வு செய்யப்படும் நாட்களில் அவர்களுடைய உடைமைகள் மற்றும் அவர்களின் பிற பொருட்களை எடுத்துச் செல்ல போக்குவரத்து வசதி இலவசமாக ஏற்பாடு செய்யப்படும். மேலும் தேவையான உணவும் இலவசமாக வழங்கப்படும்.

ஆணையர்  
சென்னை மாநகராட்சி



From

12 OCT 2015

Public Information Officer  
Storm Water Drain Department  
Corporation of Chennai  
Ripon Building  
Chennai – 600 003

To

Public Information Officer  
Chennai River Restoration Trust  
Adayar Poonga,  
6/103, Dr.D.G.S Dhinakaran Salai  
R.A.Puram, Chennai – 600 028.

Letter No. SWD C.No.2065/A3/2015

Dated 06/10/2015

Sir,

Sub: R.T.I Act – Chennai Corporation – Storm Water Drain Department –  
Seeking Information of Integrated Cooum River Restoration Plan –  
Reg.

Ref: 1.Thiru.R.Pradeepan, 9/5, 2<sup>nd</sup> Street, Padmanabha Nagar, Adyar,  
Chennai-20 dt.03.09.2015.

2. Deputy Collector, Administration , Chennai Corporation, Ripon  
Building, Chennai-3. Lr.No.G2/037598/2015 dt.10.09.2015.

*Petition received in this office on 14.9.2015*

With reference to the above, I am to state that the petitioner in the reference 1<sup>st</sup>  
cited has sought for the details regarding social impact assessment report government  
orders minutes of meetings etc .

Since all the works are executed under the coordinating Officer of Chennai River  
Restoration Trust the details requested by the petitioner shall be provided at your end.

However, the list of slums and the pamphlet as received from Tamil Nadu Slum  
Clearance Board and the pamphlet of Chennai Corporation prepared based on Tamil  
Nadu Slum Clearance Board pamphlet is issued to the petitioner.

The original petition as received in this office is forwarded for further necessary  
action.

*RF*  
*6/10/15*  
Public Information Officer.  
Executive Engineer(i/c)

Encl: Original Petition as received.

Copy ✓ Thiru.R.Pradeepan, 9/5, 2<sup>nd</sup> Street, Padmanabha Nagar, Adyar,  
Chennai-20. The petitioner is requested to contact the PIO, CRRT, Chennai-20  
for further details